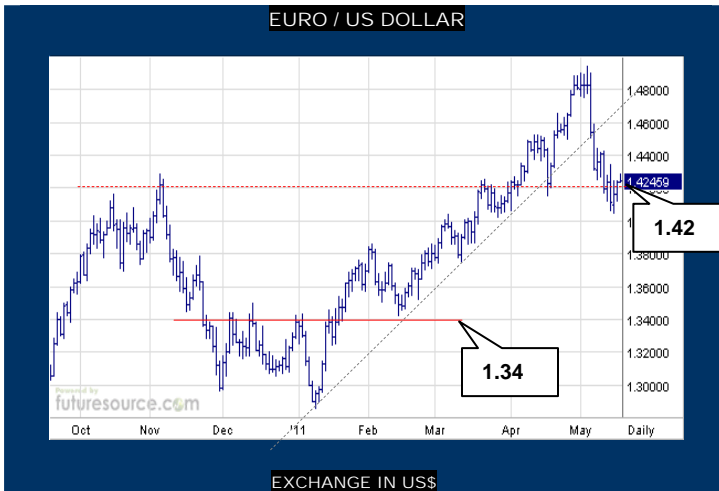


## EURO / US DOLLAR

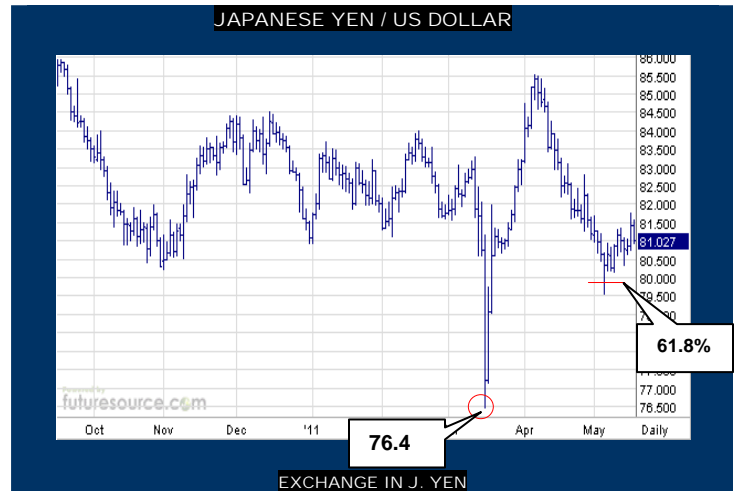
Simply unclear. Pivoting around 1.42 keeps things murky short term as one cannot decipher if the base is having supportive effect or not. Would seek a break back over 1.445 to clarify a turn to the good at least to about 1.47 while more definitive erosion beneath 1.42 would threaten ongoing losses to 1.34.



EU SUPPORT = **1.42**, 1.405, 1.375, **1.34**.  
 EU RESISTANCE = **1.445/1.45**, 1.475, **1.494**, 1.514, **1.525**.  
 BOLL BANDS : HI = 1.500 MID = **1.450** LOW = **1.400** RSI = 44

## JAPANESE YEN / US DOLLAR

Equally muddled but the US has thus far held clear of a 61.8% Fibonacci retracement at 79.9 so that would certainly remain under watch as preminent support. Meanwhile needing to see a sustained breakaway over 81.8 (38.2%) to give the recent hold more substance and view of the mid 80's once again.



US SUPPORT = **79.9**, 79.5, **76.4**.  
 US RESISTANCE = **81.8**, 83.0, **84.6** (DWTR), 85.54, **88.2**.  
 BOLL BANDS : HI = **82.21** MID = 81.17 LOW = **80.12** RSI = 45

## BRITISH POUND / US DOLLAR

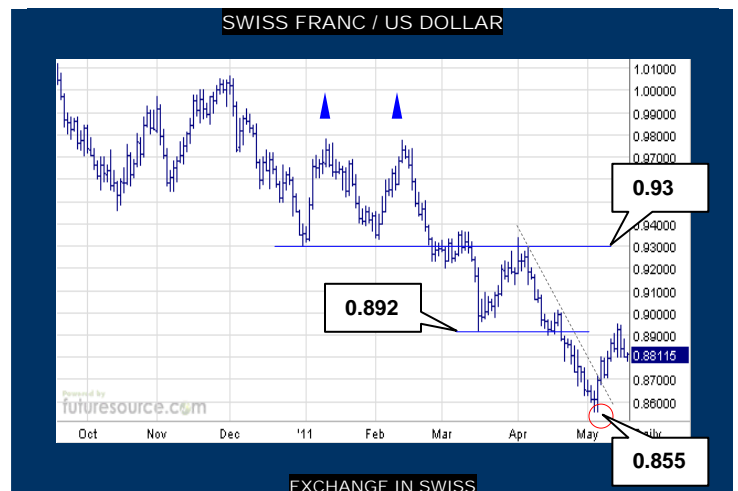
The BP's uptrend has been eroded so it presently looks frail and vulnerable to further pressure to try the 1.595, a Fibonacci retracement lurking just behind at 1.587. To restore the BP to a firmer footing would require swiftly climbing back over 1.63 to avert a bear flag and subsequent defeat of the mid band.



BP SUPPORT = **1.595**, 1.587, 1.565, **1.53**.  
 BP RESISTANCE = 1.63, **1.643**, 1.675, 1.686, **1.70**.  
 BOLL BANDS : HI = 1.674 MID = **1.643** LOW = **1.612** RSI = 38

## SWISS FRANC / US DOLLAR

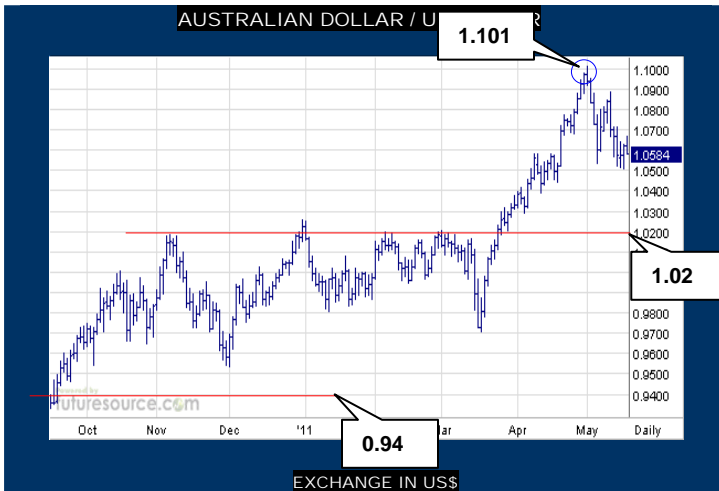
The US bounce nipped at the 0.892 resistance but nothing more as yet. Whether it can try again is liable to gear to the fate of the upside effort in motion but dropping back below would diffuse it and suppose a second test of the 0.855 low area.



US SUPPORT = **0.877**, **0.855**, 0.835.  
 US RESISTANCE = **0.892**, 0.90, **0.93**, **0.98**.  
 BOLL BANDS : HI = **0.894** MID = **0.877** LOW = 0.859 RSI = 47

## AUSTRALIAN DOLLAR / US DOLLAR

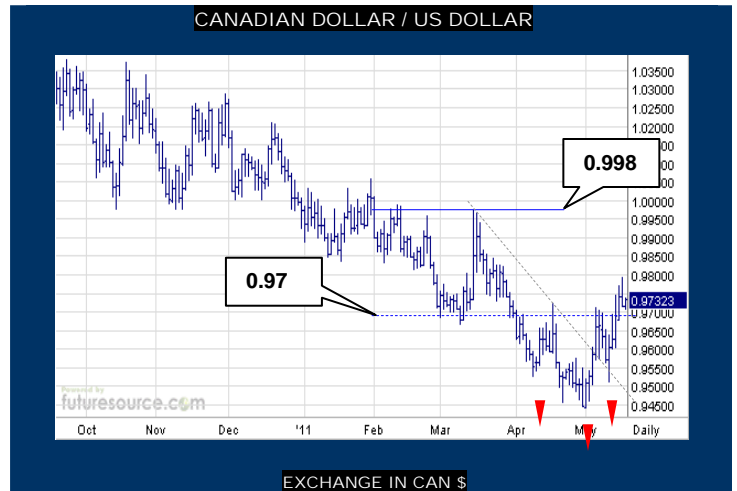
With a twitchy CRB, the AD has been teetering too, leaning on its lower Bollinger band in the 1.05's. If this culminated in a break back above the mid band (1.075), the worst would probably be over and 1.101 could be targeted again. If the 1.05's dissolved however, look for an additional step lower to try the 1.02 support.



US SUPPORT = 1.051, 1.04, **1.02**, 0.97, **0.94**.  
 US RESISTANCE = **1.075**, **1.101**, 1.16.  
 BOLL BANDS : HI = 1.098 MID = **1.075** LOW = **1.051** RSI = 48

## CANADIAN DOLLAR / US DOLLAR

Piercing 0.97 appears to have built a small inverse H&S that projects on upwards to the next resistance at 0.998. Minor prods at the 0.96's just back inside the base wouldn't necessarily do any harm but beware anything more forceful that cracked 0.96 itself, the base then diluted and 0.944 on deck once more.



US SUPPORT = 0.97, **0.96/0.959**, **0.944**, 0.929, **0.906**.  
 US RESISTANCE = 0.985, **0.998**, 1.021, 1.038.  
 BOLL BANDS : HI = **0.976** MID = **0.959** LOW = 0.942 RSI = 60

## EURO / JAPANESE YEN

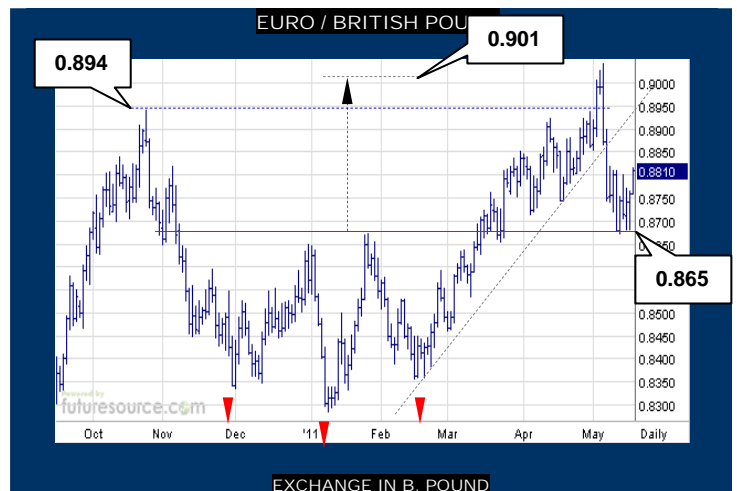
Confusion reigns here for now. The sub-115.5 base seemed to provide some padding to slow the decline but the 116.5 level has meantime become a double top neckline. Needing at least a break back above there then to reassure the base defenses or else the 113.5 trough won't be a reliable guard of the underside.



EU SUPPORT = 113.5, 109.5, **106.5**.  
 EU RESISTANCE = **116.5**, 117.7, 122.5, **123.2**, 127/128.  
 BOLL BANDS : HI = 122.5 MID = **117.7** LOW = **112.9** RSI = 43

## EURO / BRITISH POUND

Several tests of the 0.865 base rim have been rebuked and so the EU could regain some of its former luster if able to resurface over the mid band (0.883) with conviction. Remaining more cautious while confined beneath there however so not giving the 0.865 brace the all-clear quite yet.



EU SUPPORT = **0.865**, 0.853, 0.836, **0.83**.  
 EU RESISTANCE = **0.883**, 0.899, **0.901**, 0.915, 0.94, **0.98**.  
 BOLL BANDS : HI = 0.899 MID = **0.883** LOW = **0.866** RSI = 51